

CDS New Independence Screens



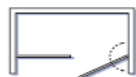
DFY1
half height
single door
either hand



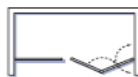
DFY2
half height
bi-part doors
across corner



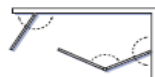
DFY3
half height
bi-fold door
either hand



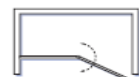
DFY4
half height fixed
panel & post
& single door
either hand



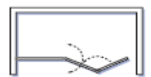
DFY5
half height fixed
panel & post &
bi-fold door
either hand



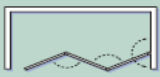
DFY6
half height bi-fold
door & single door
either hand



DFY7
half height fixed
panel & post &
single door off post
either hand



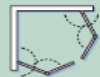
DFY8
half height fixed panel
& post & bi-fold door off
post either hand



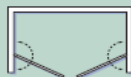
DFY9
half height tri-fold door
either hand




DFY10
half height fixed panel &
post & bi-part doors
across corner



DFY11
half height
twin bi-fold door
across corner



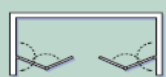
DFY12
half height
bi-part door
across front



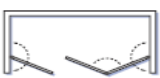
DFY13
half height fixed panel
& post & twin bi-fold
doors across corner



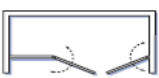
DFY14
half height tri-fold
door & bi-fold door



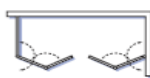
DFY15
half height twin bi-
fold doors
across front



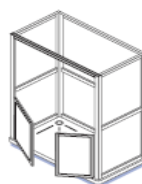
DFY16
half height bi-fold door
& single door
either hand



DFY17
half height fixed panel &
post & bi-part doors
either hand



DFY18
half height fixed panel &
post (either hand)
& twin bi-fold doors



DFY cubicle

Built to customer specification, dimensions, and configuration complete with curtain & rail roof & inspection panel option available.

DFY special

Any one-off or door configuration not shown.

Any application will be considered.



New doors from CDS are giving retailers and specifiers even greater product choice and a cost effective solution to accessible bathroom design.

The redevelopment of CDS popular Independence shower door range has delivered a collection of products that can be tailored to fit virtually any space.

With inclusive design at its core, the range incorporates new features based on consultation with CDS customers and end users. It also includes the introduction of new 'Satin' doors, manufactured in anodised aluminium. One of the key selling points is that customers will pay the same price for the new Satin finish as they will for standard white.

"A lot of manufacturers are positioning silver doors as premium products, but at CDS they come as standard, and they're available at the same price as white." The doors have been given a makeover and the range incorporates new style handles designed for ease of use; a one-piece, ribbed floor to ceiling post for extra support; rise and fall hinges as standard; a new ceiling rose with up to 100mm adjustment and new, improved seals.

